

UE Series

Desktop AC/DC Adaptor

60W Series



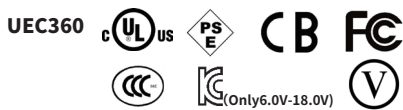
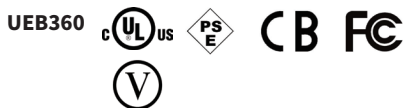

▲ UEA360



▲ UEB360



▲ UEC360



■ Please contact our sales department for safety standard of each model.



Product Highlights

- Stability
- Compact size
- Energy efficiency
- Suit LCD display, hand held computer, multimedia player etc.

Efficiency

- Meet : Commission Regulation (EC) No 278/2009 (ERP 5)& CEC 5

Immunity

- EN55024/A1:2001

Protection

- Short circuit protection
- Over Voltage Protection
- Over Current Protection

Emissions

- FCC Part15 Class B ICES-003
- CE CISPR 32 Class B
- VCCI Class B
- CNS13438
- GB9254/GB17625.1
- GB13837/GB17625.1
- KN32 KN35

Safety Approvals

- UL60950/UL60065
- CAN/CSA C22.2 NO. 60950
- CAN/CAS C22.2 NO. 60065
- PSE
- IEC/EN60950-1
- IEC/EN60065
- CNS14336
- GB4943.1/GB8898.1
- K60950/K60065

Electrical Spec Absolute Maximum Rating

Input					
Description	Min	Typ	Max	Units	Comment
Voltage	90	100~240	264	Vac	
Frequency	47	50/60	63	Hz	

Environmental					
Description	Min	Typ	Max	Units	Comment
Operating Temperature	0	-	40	°C	Free Convection,Sea level
Storage Temperature	-20	-	65	°C	Free Convection,Sea level
Operating Humidity	5	-	95	%RH	No Condensing
Storage Humidity	5	-	95	%RH	No Condensing

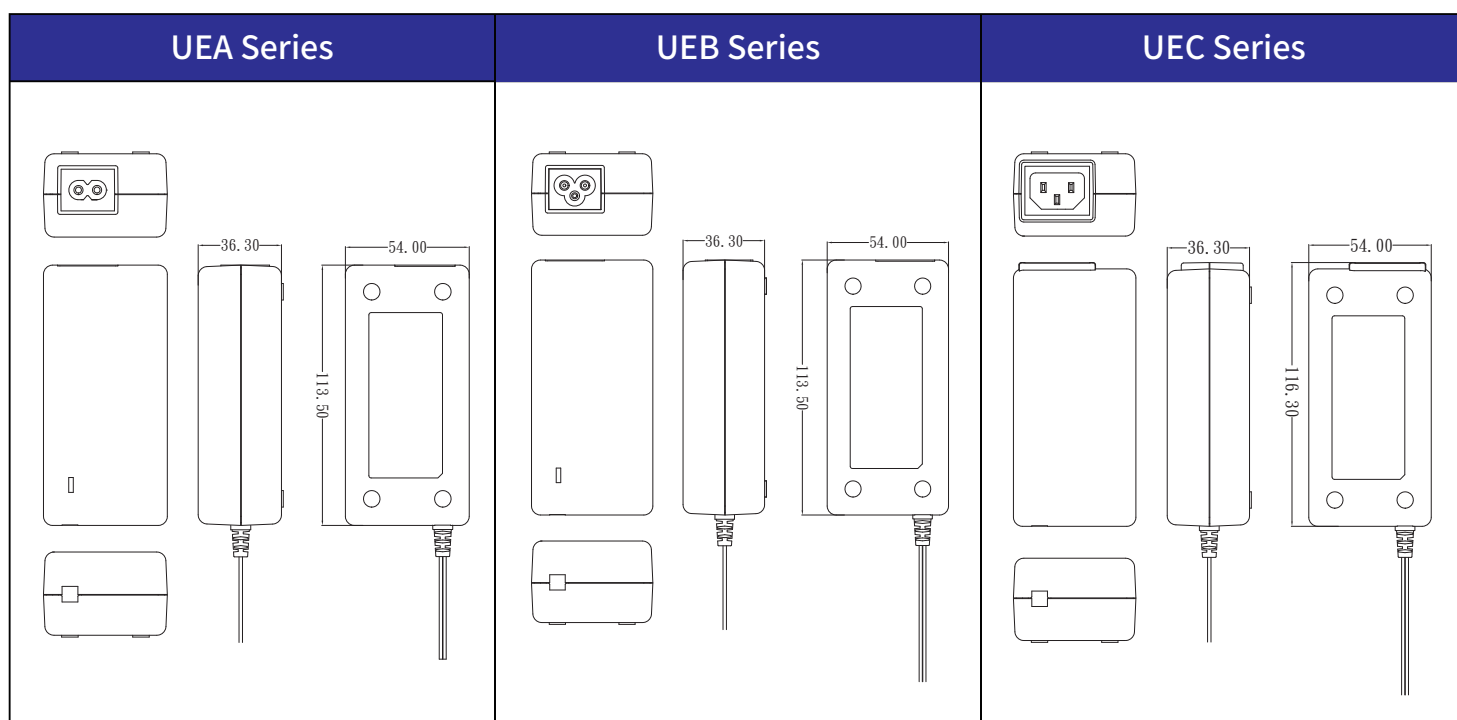
Typical model list

Input Condition	DC Output Voltage	DC Output Current	Output Voltage Precision	Ripple	Noises	Regulation		Option/Remark	
						Line	Load		
Input Voltage: 90V-264Vac Frequency: 47-63Hz	1	12.0V	4.0A	±5%	200mV	200mV	2%	10%	
	2	12.0V	4.2A	±5%	200mV	200mV	2%	10%	
	3	12.0V	5.0A	±5%	200mV	200mV	2%	10%	
	4	15.0V	4.0A	±5%	300mV	300mV	2%	10%	
	5	18.0V	3.3A	±5%	300mV	300mV	2%	10%	
	6	24.0V	2.5A	±5%	300mV	600mV	2%	10%	

■ Measurement condition

1. Measurements shall be made with an oscilloscope with 20MHz bandwidth.
2. Outputs shall be bypassed at the connector with a 0.1uF ceramic disk capacitor and a 10uF electrolytic capacitor to simulate system loading.

Mechanical Spec



■ Please contact our sales department for details of each model ■